


# MR16R

## MR16R SORAA LED RECESSED MULTIPLE

MANUFACTURED IN THE UNITED STATES - IBEW



PRODUCT LISTED  
BY A NATIONALLY  
RECOGNIZED  
TESTING  
LABORATORY



### FEATURES

- Accepts low voltage LED MR16 lamps
- Available in 1 to 4-light linear configurations
- Blends into the ceiling and can be installed with or without trim
- Each Lamp Holder is individually mounted for pan and tilt
- Easy front re-lamping
- Accepts a variety of lenses and accessories
- Integral Thermal Protection
- Adjustable trim with torsion
- Springs for ceilings up to 2" thick
- Adjustable butterfly mounting brackets included (additional mounting hardware provided by others)
- Fully enclosed wiring compartment
- Black, white and silver trims available - custom colors upon request.
- Use with electronic low voltage (ELV) Dimmer only (AKA Trailing Edge and Reverse Phase)

	LENGTH	WIDTH	HEIGHT	CEILING CUT-OUT	
MODEL	(A)	(B)	(C)	(D)	(E)
MR16R-1	12 1/2"	6 7/8"	6 1/2"	5 3/4"	6 1/4"
MR16R-2	16 1/2"	6 7/8"	6 1/2"	5 3/4"	10 1/4"
MR16R-3	20 3/8"	6 7/8"	6 1/2"	5 3/4"	14 1/8"
MR16R-4	24 3/8"	6 7/8"	6 1/2"	5 3/4"	18 1/8"

### LED LAMP TYPES

LAMP TYPE	CCT	WATTS	CRI	LUMENS
Vivid	2700K	7.5	95	390
Vivid	3000K	7.5	95	410
Vivid	4000K	7.5	95	430
Brilliant	2700K	7.5	90	620
Brilliant	3000K	7.5	90	640

### ACCESSORIES

GF38	Colored Glass
GF38-601	Beam Softener
GF38-600	5°x50° Linear
GF38-673	50°x50° Spread
GF38-702	UV Blocking
HD38	Snoot
XH38	Cross Baffle

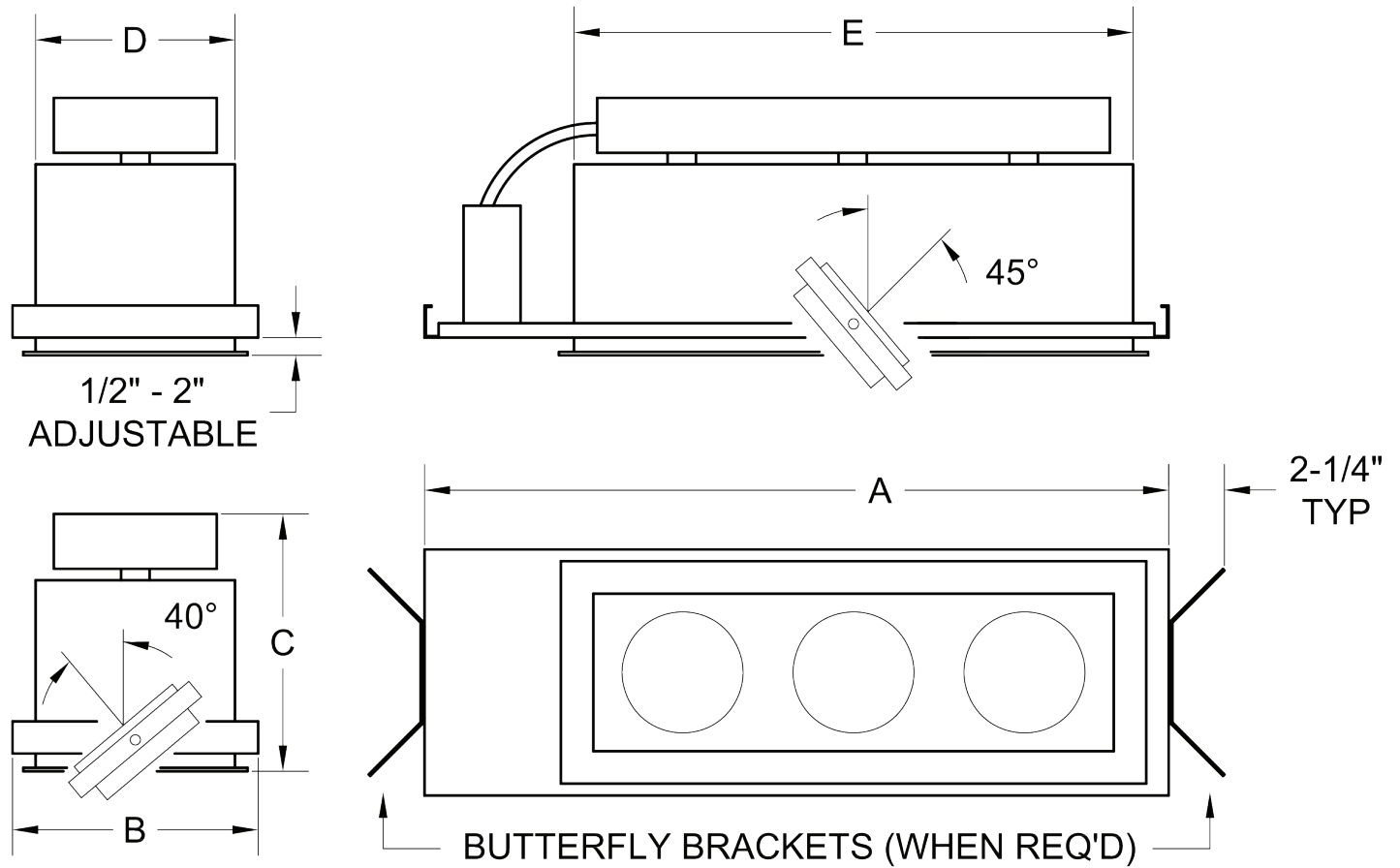
# MR16R

## MR16R SORAA LED RECESSED MULTIPLE

MANUFACTURED IN THE UNITED STATES - IBEW



PRODUCT LISTED  
BY A NATIONALLY  
RECOGNIZED  
TESTING  
LABORATORY




1-Linear MR16R-1



2-Linear MR16R-2



3-Linear MR16R-3



4-Linear MR16R-4



# MR16R

## MR16R SORAA LED RECESSED MULTIPLE

MANUFACTURED IN THE UNITED STATES - IBEW



PRODUCT LISTED  
BY A NATIONALLY  
RECOGNIZED  
TESTING  
LABORATORY

### SPECIFY:

MODEL	NUMBER OF LAMPS	VOLTAGE
30R	1 = 1-Linear 2 = 2-Linear 3 = 3-Linear 4 = 4-Linear	120 = 120V 277 = 277V
INSIDE FINISH	TRIM FINISH	GIMBLE FINISH
B = Black W = White S = Silver CC = Custom Color	B = Black W = White S = Silver CC = Custom Color	B = Black W = White S = Silver CC = Custom Color

**Maximum Ambient Temperature: 35° C**

### ORDERING INFORMATION

PROJECT:	
LOCATION:	
QUANTITY:	
CONTACT:	
PHONE:	
EMAIL:	

**EXAMPLE:** MR16R-3-120-B-B-B

MODEL	NUMBER	CRI	COLOR TEMPERATURE	FINISH	VOLTAGE
MR16R					